



# O&M TECHNICIANS & SUPERVISORS

## WORK TASKS: VIEW ON HOLD WORK TASKS

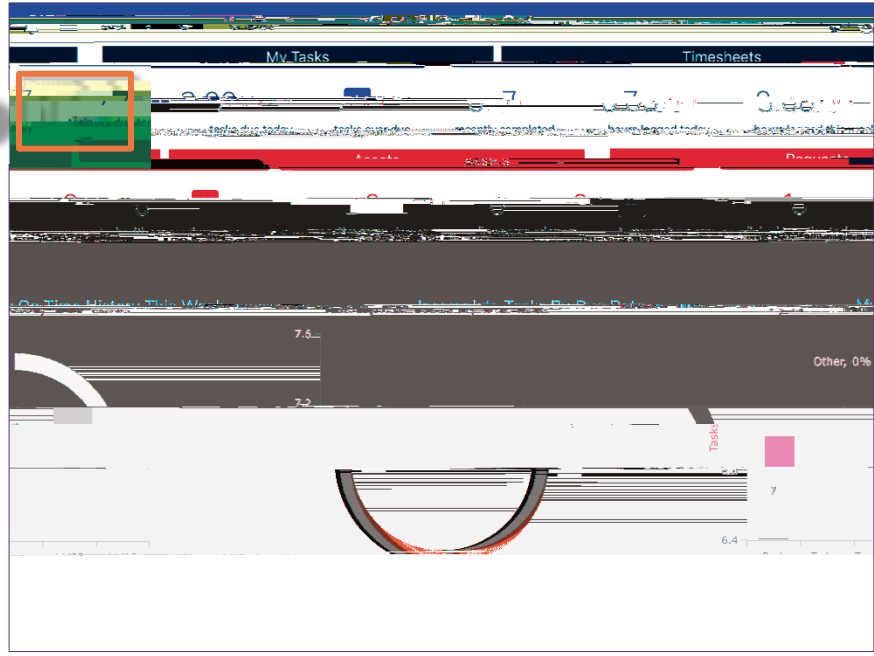
Provides guidance on how to locate Work Tasks that have been placed On Hold on FC Mobile (OTG)



This guide begins from the job aid. screen. For more information on logging into FC Mobile (OTG) refer to the

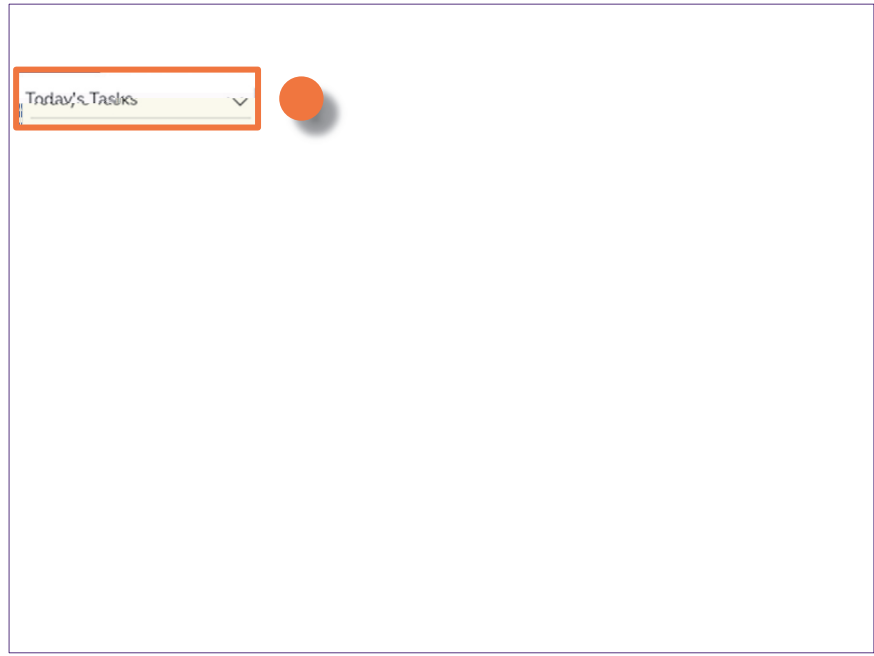
1 From

Tap on



2 Upon tapping, the screen will appear. On the left side of the screen will be the . It will default to

Tap on the drop down menu






# O&M TECHNICIANS & SUPERVISORS

## WORK TASKS: VIEW ON HOLD WORK TASKS

**3** Scroll through the available options:

● Select the **Hold Tasks** option.



**4** Upon selecting the filter, the **Hold Tasks** will appear on the left side of the screen:

● Tap on the desired **Hold Tasks** to view the

